



Kearsley Community Schools

Where Pride, Tradition, and Excellence Meet

First Grade

Instructional Packet

Student Name: _____

First Name, Last Name, Room #

Week of May 11

1st Grade Home Learning Menu



	Monday, 5/11	Tuesday, 5/12	Wednesday, 5/13	Thursday, 5/14	Friday, 5/15
<p>Language Arts</p> <p><i>Note: Intervention work is intended for students who need extra support in literacy.</i></p>	<p><u>Benchmark Universe</u> * Read "Playing Games" and follow directions within text. * Play Long E Vowel Team phonics games. * Sight word practice: rainbow write the words. Pick 3 different color crayons. Write all words in 1 color and then trace in the next 2 colors. (all, draw, people, where) * Read "Using Timelines" and follow directions within text. * Complete the writing task on a separate sheet of paper.</p> <p><u>Raz-Kids</u> * Read for at least 20 minutes.</p> <p><u>Intervention</u> * Read 'A Tug of War' (Benchmark Unit 2)</p>	<p><u>Benchmark Universe</u> * Read "Fun and Games" and follow directions within text. * Play Long E Vowel Team phonics games. * Sight word practice: flash cards-write words on flash cards and have your child read them independently. (all, draw, people, where) * Read "Using Timelines" and follow directions within text. * Complete the writing task on a separate sheet of paper.</p> <p><u>Reading Eggs</u> * Spend at least 20 minutes on this site.</p> <p><u>Intervention</u> * Thinking about yesterday's book, write 1-2 sentences about how Rabbit tricked Elephant and Hippo.</p>	<p><u>Benchmark Universe</u> * Read "Read a USA Timeline" and follow the directions within the text. * Play Long E Vowel Team phonics games. * Sight word practice: flash cards-write words on flash cards and have your child read them independently. (all, draw, people, where) * Read "Using Timelines" and follow directions within text. * Complete the writing task on a separate sheet of paper. (Use writing from yesterday to complete todays).</p> <p><u>Raz-Kids</u> * Read for at least 20 minutes.</p> <p><u>Intervention</u> * Read 'Chicken Little' (Benchmark Unit 2)</p>	<p><u>Benchmark Universe</u> * Read "Read a USA Timeline" and follow the directions within the text. * Play Long E Vowel Team phonics games. * Sight word practice: flash cards-write words on flash cards and have your child read them independently. (all, draw, people, where) * Read "Using Timelines" and follow directions within text. * Complete the writing task on a separate sheet of paper. (Use writing from yesterday to complete todays).</p> <p><u>Reading Eggs</u> * Spend at least 20 minutes on this site.</p> <p><u>Intervention</u> * Thinking about yesterday's book, write 1-2 sentences about why the king thinks Chicken Little is silly.</p>	<p><u>Benchmark Universe</u> * Compare & Contrast "The Story of the White House" and "Using Timelines." * Complete the writing task on a separate sheet of paper. (Use writing from yesterday to complete todays). SAVE THIS WRITING FOR NEXT WEEK! * Review HFW: all, draw, people, where * Review Spelling Words: brief, each, field, fleas, need, people, seat, we, wheels, where</p> <p><u>Raz-Kids</u> * Read for at least 20 minutes</p> <p><u>Intervention</u> * Please take this day to catch up on work missed during the week.</p>
	Bridges in Mathematics: Unit 4, Module 2 Packet				
Math	<p><u>Moby Max</u> * Spend at least 20 minutes on this site.</p>	<p><u>Moby Max</u> * Spend at least 20 minutes on this site.</p>	<p><u>Moby Max</u> * Spend at least 20 minutes on this site.</p>	<p><u>Moby Max</u> * Spend at least 20 minutes on this site.</p>	<p><u>Moby Max</u> * Spend at least 20 minutes on this site.</p>

Name: _____ Date: _____

Phonics: Long e Vowel Teams and Short e

be	cream	each	jet	street
chief	desk	fresh	rest	tell

Read the words in the box. Write each word in the correct column.

Words with Short e	Words with Long e

Write a sentence using a long e word.

Name: _____ Date: _____

High-Frequency Words

all

draw

people

where

Read the words in the box. Write the word that completes each sentence. You will use one word more than once. Remember, if a word starts a sentence it begins with a capital letter.

1. Look at _____ the shells!


2. I will _____ a picture of them.

3. Most _____ like beach shells.

4. _____ can I keep a heap of shells?

5. Will you _____ the sea for me?

Write a sentence using a high-frequency word.



Name _____ Date _____

BLM

1

Spelling Homework

Read each spelling word aloud with your child. Spell it aloud together. Then ask your child to write each spelling word and say it in a sentence.

all

people

treat

street

seed

reheat

bleed

unleash


Choose a different activity every day to practice this week's spelling words at home with your child.

Trace the word Write the word with dotted lines on a sheet of paper, and then trace the dots with a different color.	Two-toned words Write the spelling words with crayons or colored markers. Use one color for consonants and another for vowels.	Write it Write the word on a sheet of paper, saying aloud each letter as you write it.	Letter tiles Use letter tiles to spell the words and then write the words on a sheet of paper.	Circle the word Write one sentence for each word and circle the spelling words.
--	--	--	--	---

Phonics Crossword

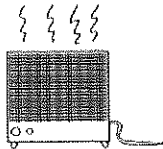
Complete the crossword puzzle. Fill in the words for the pictures shown.

Word Bank
field
feed
seeds
heat



--	--	--	--

--	--



--	--	--	--



--	--	--	--	--

This week's Challenge: Complete the Gratitude Scavenger Hunt!!!

GRATITUDE SCAVENGER HUNT

OR MANY EQUIVALENTS

- Find something that is your favorite color.
- Find something that makes you feel safe.
- Find something that smells good.
- Find something you love.
- Find something that tastes good.
- Name a place you love to go.
- Find something outside you like.
- Name an activity you love to do.
- Find your favorite toy.
- Find something you like to play with.
- Name 3 people you are thankful for.
- Find something that makes you smile.
- Name something you are proud of.
- Find someone you can help today.
- Name a good thing about YOU!



Send us your pictures on Remind/Bloomz!

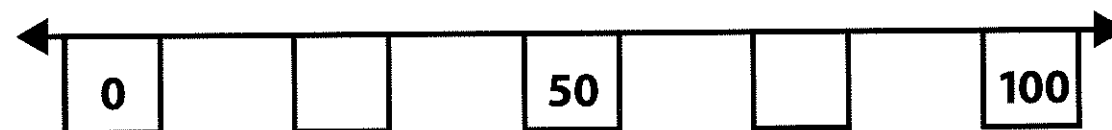
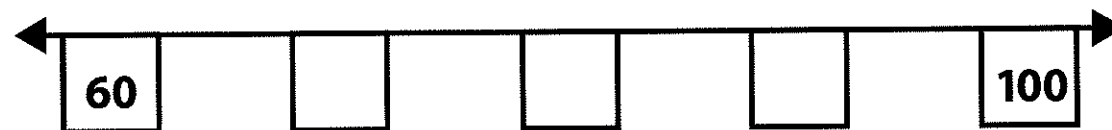
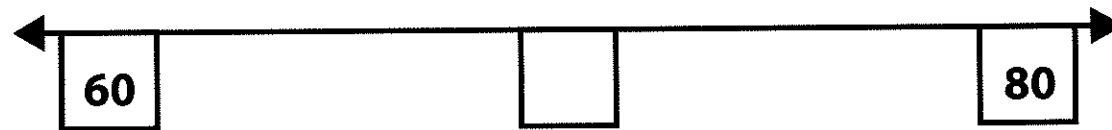
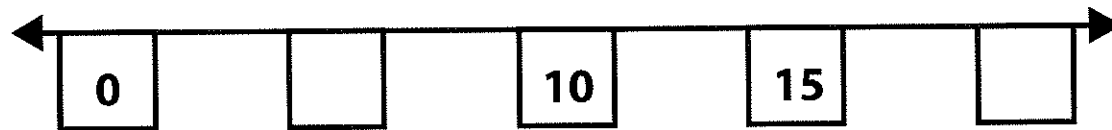

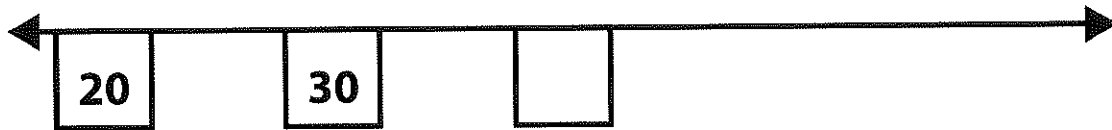

NAME _____

DATE _____



Fives & Tens on the Line page 1 of 2

1 Fill in the missing numbers on the number lines below.



2 Fill in the blanks to answer the questions.

a What comes after 30 if you count by 10s?

20	30	
----	----	--

(continued on next page)

NAME _____

DATE _____

Fives & Tens on the Line page 2 of 2

- b** What number is 10 less than 40?

	40	50
--	-----------	-----------

- c** When you count by 10s, what comes before 20? What comes after 50?

	20	30	40	50	
--	-----------	-----------	-----------	-----------	--

- d** What comes after 90 when you count by 10s?

70	80	90	
-----------	-----------	-----------	--

- e** When you count by 10s, what number comes before 110? What number comes after 110?

70	80	90		110	
-----------	-----------	-----------	--	------------	--


- f** What numbers come after 10, 20, and 30 when you count by 5s?

5	10		20		30		
----------	-----------	--	-----------	--	-----------	--	--

- g** What numbers come after 90, 100, and 120 when you count by 5s?

85	90		100		110	115	120	
-----------	-----------	--	------------	--	------------	------------	------------	--

- 3 CHALLENGE** Fill in the missing number on the number line below. Explain your answer.



- a** Here is why I wrote _____ in the empty box:

NAME _____

DATE _____



Practice on the Line to One Hundred page 1 of 2

1 Solve each problem. Show your work on the number lines.

a $50 + 30 =$ _____

b $60 + 40 =$ _____

c $70 + 20 =$ _____

d $50 + 50 =$ _____

2 Write an equation to match each number line.

a

b

3 Add.

20	40	50	30	60	70	90
$+ 20$	$+ 20$	$+ 20$	$+ 50$	$+ 30$	$+ 30$	$+ 0$

(continued on next page)

NAME _____

DATE _____

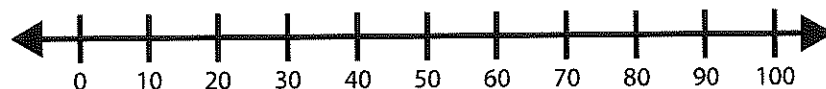
Practice on the Line to One Hundred page 2 of 2

4 Solve each problem. Show your work on the number lines.

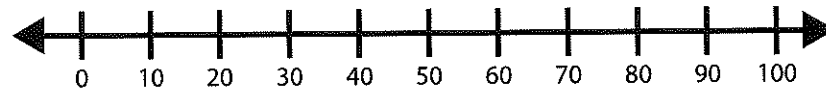
a $70 - 30 =$ _____



b $90 - 50 =$ _____



c $60 - 40 =$ _____

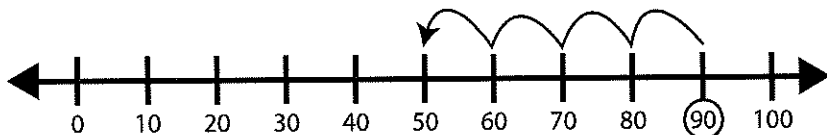


d $80 - 30 =$ _____

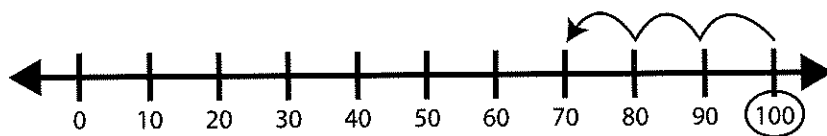


5 Write an equation to match each number line.

a



b



6 Subtract.

60	40	50	30	70	80	20
$- 20$	$- 10$	$- 30$	$- 20$	$- 50$	$- 40$	$- 20$

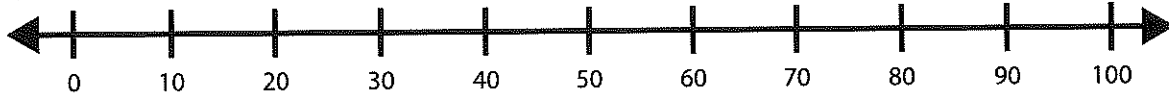
NAME _____

DATE _____

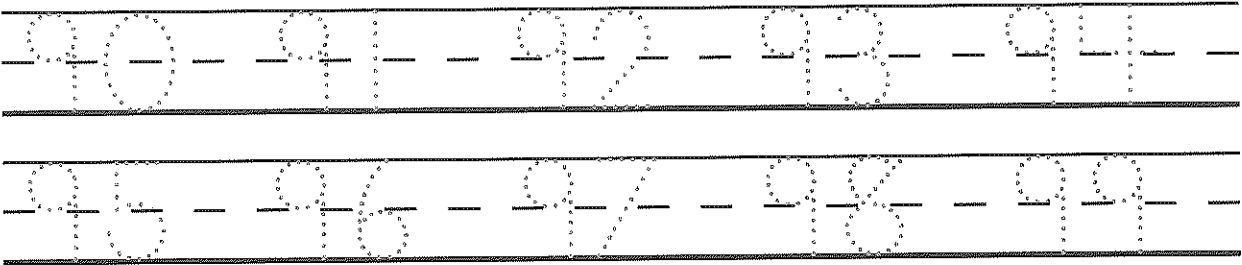


The Tenth Decade Day

- 1 Help Tad hop from 0 to 100 by drawing his hops.



- 2 Trace and say the numbers in the nineties family.



- 3 Choose a number to practice writing. Write it here as many times as you can.

- 4 What number comes after 99? _____

- 5 Put these numbers in order from least to greatest: 17, 56, 9, 99, 35.

- 6 Put these numbers in order from greatest to least: 41, 77, 15, 42, 93, 29.

Answer Keys

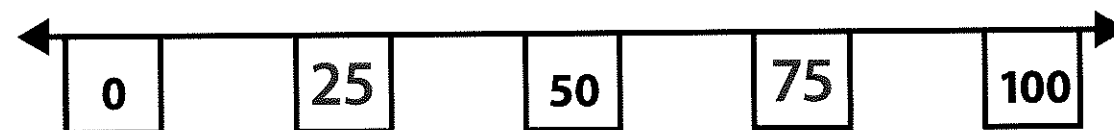





NAME _____

DATE _____



Fives & Tens on the Line page 1 of 2

1 Fill in the missing numbers on the number lines below.



2 Fill in the blanks to answer the questions.

a What comes after 30 if you count by 10s?



(continued on next page)

NAME _____

DATE _____

Fives & Tens on the Line page 2 of 2

- b** What number is 10 less than 40?

30	40	50
----	----	----

- c** When you count by 10s, what comes before 20? What comes after 50?

10	20	30	40	50	60
----	----	----	----	----	----

- d** What comes after 90 when you count by 10s?

70	80	90	100
----	----	----	-----

- e** When you count by 10s, what number comes before 110? What number comes after 110?

70	80	90	100	110	120
----	----	----	-----	-----	-----

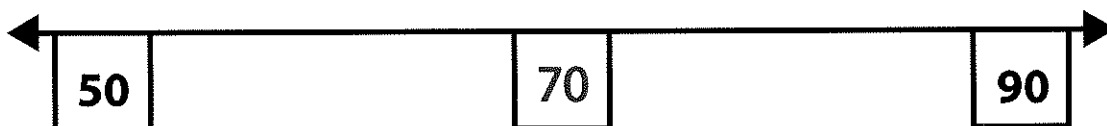
- f** What numbers come after 10, 20, and 30 when you count by 5s?

5	10	15	20	25	30	35	40
---	----	----	----	----	----	----	----

- g** What numbers come after 90, 100, and 120 when you count by 5s?

85	90	95	100	105	110	115	120	125
----	----	----	-----	-----	-----	-----	-----	-----

- 3 CHALLENGE** Fill in the missing number on the number line below. Explain your answer.



- a** Here is why I wrote 70 in the empty box:

Student explanations will vary, but should show thought about what number would be equidistant from 50 and 90 and why.

NAME _____

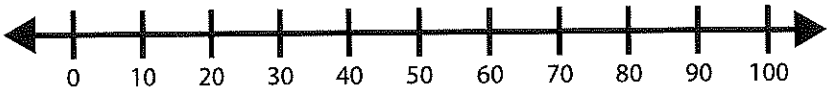
DATE _____




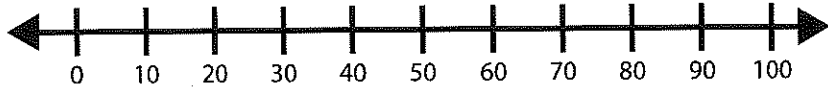
Practice on the Line to One Hundred page 1 of 2

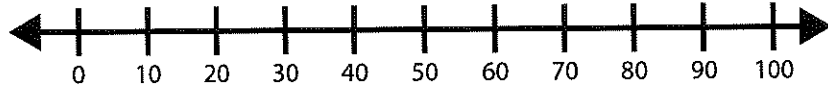
1 Solve each problem. Show your work on the number lines.

Student work on the number lines will vary.

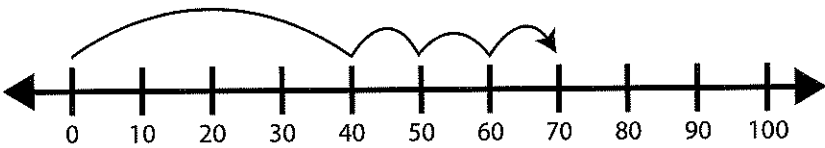
a $50 + 30 = \underline{80}$ 

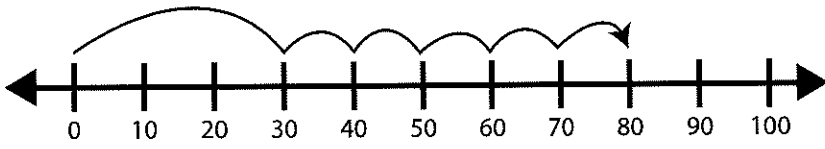
b $60 + 40 = \underline{100}$ 

c $70 + 20 = \underline{90}$ 

d $50 + 50 = \underline{100}$ 

2 Write an equation to match each number line.
Student work may vary. Likely equations are shown below.

a  $40 + 30 = 70$

b  $30 + 50 = 80$

3 Add.

20	40	50	30	60	70	90
$+ 20$	$+ 20$	$+ 20$	$+ 50$	$+ 30$	$+ 30$	$+ 0$
40	60	70	80	90	100	90

(continued on next page)


NAME _____

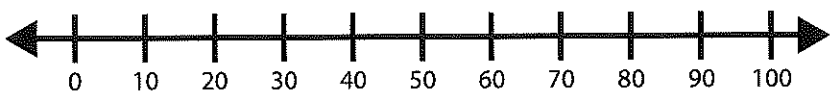
DATE _____

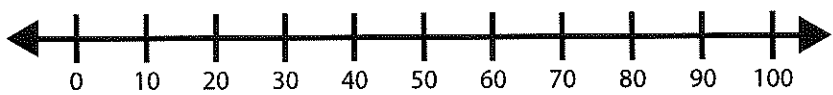
Practice on the Line to One Hundred page 2 of 2

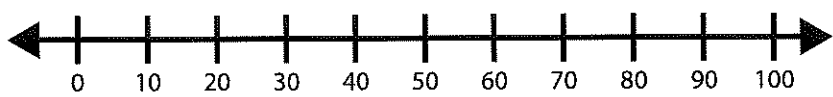
4 Solve each problem. Show your work on the number lines.

Student work on the number lines will vary.

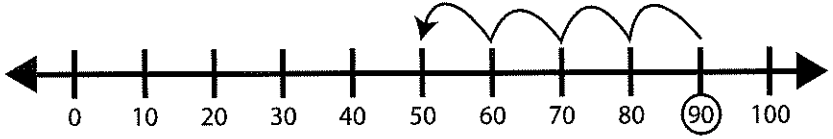
a $70 - 30 = \underline{40}$ 

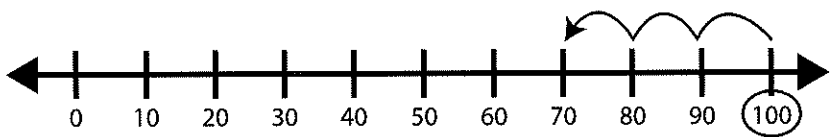
b $90 - 50 = \underline{40}$ 

c $60 - 40 = \underline{20}$ 

d $80 - 30 = \underline{50}$ 

5 Write an equation to match each number line.
Student work may vary. Likely equations are shown below.

a  $90 - 40 = 50$

b  $100 - 30 = 70$

6 Subtract.

$\begin{array}{r} 60 \\ - 20 \\ \hline 40 \end{array}$	$\begin{array}{r} 40 \\ - 10 \\ \hline 30 \end{array}$	$\begin{array}{r} 50 \\ - 30 \\ \hline 20 \end{array}$	$\begin{array}{r} 30 \\ - 20 \\ \hline 10 \end{array}$	$\begin{array}{r} 70 \\ - 50 \\ \hline 20 \end{array}$	$\begin{array}{r} 80 \\ - 40 \\ \hline 40 \end{array}$	$\begin{array}{r} 20 \\ - 20 \\ \hline 0 \end{array}$
--	--	--	--	--	--	---

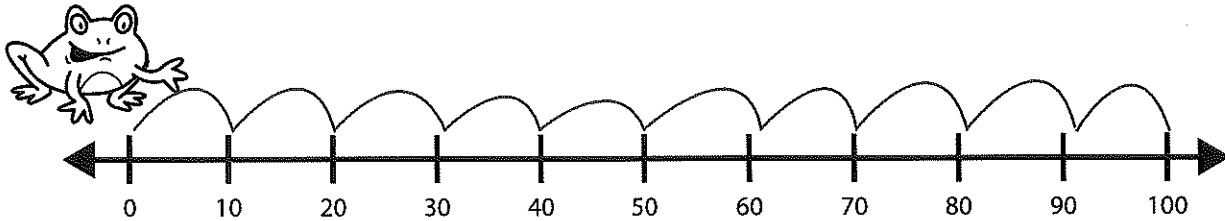
NAME _____

DATE _____

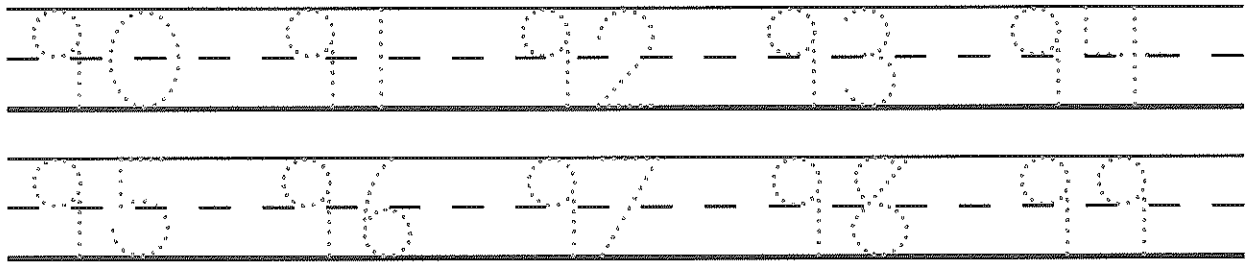


The Tenth Decade Day

- 1 Help Tad hop from 0 to 100 by drawing his hops.



- 2 Trace and say the numbers in the nineties family.



- 3 Choose a number to practice writing. Write it here as many times as you can.

- 4 What number comes after 99? _____

- 5 Put these numbers in order from least to greatest: 17, 56, 9, 99, 35.

9 17 35 56 99

- 6 Put these numbers in order from greatest to least: 41, 77, 15, 42, 93, 29.

93 77 42 41 29 15

DK-1st Music Lesson: Week of May 11

Hello Weston Wonders!

This week we are going to learn and practice our nation's song "The Star-Spangled Banner". If you have access to the internet watch the following video of the song:

<https://www.youtube.com/watch?v=dBhZrA5VAP0>

Practice singing the song. You may practice with the following video:

<https://www.youtube.com/watch?v=vPKp29Luryc>

The Star-Spangled Banner

O, say can you see by the dawn's early light,
What so proudly we hailed at the twilight's last gleaming?
Whose bright stripes and bright stars,
Through the perilous fight,
O'er the ramparts we watched were so gallantly streaming?
And the rockets' red glare, the bombs bursting in air,
Gave proof through the night that our flag was still there.
O, say does that Star-Spangled Banner yet wave
O'er the land of the free and the home of the brave?

Then, on Memorial Day, May 25, all students are invited to go out on their porches and yards to sing "The Star-Spangled Banner" to honor all of our men and women who have served our country. We will do this at 11:00 a.m. 😊
If you can, take a picture of you singing and send them to me:
cshetron@kearsleyschools.org

Let's Rhyme and Jump Rope!

Practice saying and learning the rhyme, "Early in the Morning". Then, practice saying the rhyme while jumping rope.

Early in the Morning

Early in the morning, about eight o'clock,
What should I hear, but the postman's knock.
Up jumps _____ to open the door,
How many letters did he/she find on the floor?
A, B, C, D...

Have fun!

Mrs. Shetron

May 11, 2020

Hi Kids and Families!

This week we are going to start learning about plants? How do seeds grow? How long does it take? What do plants need?

At packet pick up on Monday, Kindergarteners and First graders will receive a baggie with three bean seeds. Together with your family you are going to grow a bean plant! Here's what to do:

1. Get a piece of paper towel.
2. Fold it into four parts to fit in the zip lock bag.
3. Get the paper towel soaking wet.
4. Put the seeds in the bag and tape the bag to a window in your house or a place where it will get plenty of sunlight.

In a few days you will begin to see the roots grow! What do you notice? As the plant begins to outgrow the bag, you may transplant it to a more permanent container.

You can watch a family do this here:

<https://www.youtube.com/watch?v=hN7bDLLrZX4>

Please watch the following lessons online about plants to enhance your learning!

Learn about how a seed becomes a plant here!

<https://www.youtube.com/watch?v=tkFPyue5X3Q>

Learn about the parts of a plant here:

<https://www.youtube.com/watch?v=p3St51F4kE8>

Can you and your child find the root, seed and stem? Those are important science words to know! Please post pictures of your project on our Weston Science and Creative Expressions Learning Fun Facebook page. I can't wait to see them!

These are grade specific lessons from Mystery Science:

Kindergarten

<https://mysteryscience.com/secrets/mystery-5/plant-needs-light/132?r=47892959>

First grade:

<https://mysteryscience.com/plants/mystery-1/seed-dispersal/84?r=47892959>

Creative Expressions Fun - **Make a robot!**

With your family working all together, use materials you have at home to make a robot! You may use boxes of all sizes (cereal boxes, tissue boxes, product boxes, appliance boxes), paper towel tubes, lids from jars, buttons and anything else you have to make your robot fun!

I hope you are all doing well! Please contact me if I can help in any way. I'm still here for all of you!

Don't forget to leave the world just a little bit better today!

I miss you all!

Love,

Miss Jones

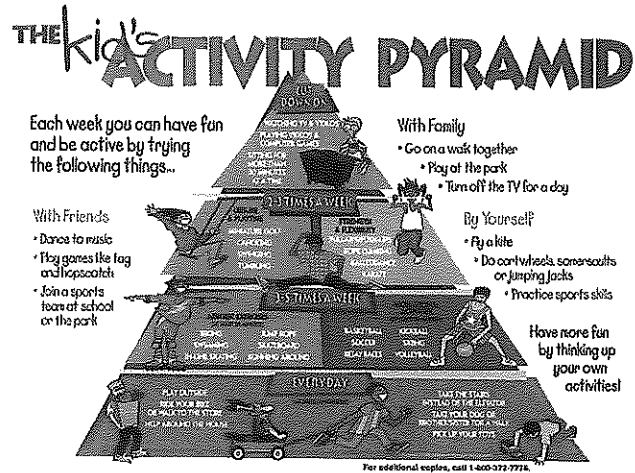
Weston Fitness Zoom Session with Mr. Johnson

When: May 11th, 2020
at 1:00 PM

Meeting ID: 458 110
0633

Password: 174055

Join Mr. Johnson for a fun fitness activity. Please have your screen muted until the end of the workout so everyone can hear and see Mr. Johnson! Can't wait to see the Weston students.



K-1 Counseling Lesson; May 11

Dear Families, A couple of weeks ago, students talked and wrote about their feelings. This week have some fun with understanding and communicating different types of emotions. Invite your child to name and cut out the emotions and play...

CHARADES WITH EMOTIONS

1. Players: 2-5 people Directions:
2. One person chooses an emotion from the list below.
3. This person acts out the emotion for the other players to guess the correct emotion. (Note: Images and/or words may be used to help players guess each emotion.)
4. The person who correctly guesses the emotion goes next to act out a new emotion.
5. Continue playing until all emotions have been acted out and remember to have fun playing Charades with Emotions!


Love, Ms. Taylor



calm




happy




sad




brave




angry




scared



excited



confident



confused