



Kearsley Community Schools

Where Pride, Tradition, and Excellence Meet

First Grade


Instructional Packet

Student Name: _____

First Name, Last Name, Room #

Week of May 25

1st Grade Home Learning Menu




	Monday, 5/25	Tuesday, 5/26	Wednesday, 5/27	Thursday, 5/28	Friday, 5/29
<p>Language Arts</p> <p>Memorial Day! Enjoy the day off!</p> <p><i>Note: Intervention work is intended for students who need extra support in literacy.</i></p>	<p><u>Benchmark Universe</u> * Watch Unit 8 Video * Read "Twinkle Twinkle Little Star" and follow directions within text. * Play /ar/ and sight word games. * Sight word practice: rainbow write the words. Pick 3 different color crayons. Write all words in 1 color and then trace in the next 2 colors. (boy, city, four, great) * Read "Why the Sun and Moon Live in the Sky" and follow directions within text. * Complete the writing task on the last page of the book on a separate sheet of paper. <u>Raz-Kids</u> * Read for at least 20 minutes <u>Intervention</u> Read 'Neighbors at Play' (Benchmark Unit 2)</p>	<p><u>Benchmark Universe</u> * Read "The Night Sky" and follow directions within text. * Play /ar/ And sight word games. * Sight word practice: flash cards-write words on flash cards and have your child read them independently. (boy, city, four, great) * Read "Why the Sun and Moon Live in the Sky" and follow directions within text. * Complete the writing task on the last page of the book on a separate sheet of paper. <u>Reading Eggs</u> * Spend at least 20 minutes on this site. <u>Intervention</u> Think about 'Neighbors at Play.' Write about the problem and the solution in this story.</p>	<p><u>Benchmark Universe</u> * Read "Mark Sees the Stars" and follow the directions within the text. * Play /ar/ and sight word games. * Sight word practice: flash cards-write words on flash cards and have your child read them independently. (boy, city, four, great) * Read "A Walk on the Moon" and follow directions within text. * Complete the writing task on the last page of the book on a separate sheet of paper. <u>Raz-Kids</u> * Read for at least 20 minutes. <u>Intervention</u> Read 'The Little Red Hen' (Benchmark Unit 2)</p>	<p><u>Benchmark Universe</u> * Read "Mark Sees the Stars" and follow the directions within the text. * Play /ar/ and sight word games. * Sight word practice: flash cards-write words on flash cards and have your child read them independently. (boy, city, four, great) * Read "A Walk on the Moon" and follow directions within text. * Complete the writing task on the last page of the book on a separate sheet of paper. <u>Reading Eggs</u> * Spend at least 20 minutes on this site. <u>Intervention</u> Think about 'The Little Red Hen.' Write about what you would do if you were the Hen.</p>	
	<u>Bridges in Mathematics: Complete Packet</u>				
Math		<p><u>Moby Max</u> * Spend at least 20 minutes on this site.</p>	<p><u>Moby Max</u> * Spend at least 20 minutes on this site.</p>	<p><u>Moby Max</u> * Spend at least 20 minutes on this site.</p>	<p><u>Moby Max</u> * Spend at least 20 minutes on this site.</p>

This week's Challenge:

Memorial Day ★ Patriotic ★ Scavenger Hunt

flag



star

soldier

drum

map

red pen/pencil

blue pen/pencil

coin from year you were born

something red, white & blue

someone who can sing the National Anthem



eagle



feather

something you wear that is blue

something you wear that is white

something you wear that is red

blue food

red food

white food

something with stripes


license plate from different state




Word Family Picture Labels

Say the name of the picture aloud.


Write the beginning of the word below each picture.



ar



all



ar



all


Name: _____ Date: _____

Phonics: /är/

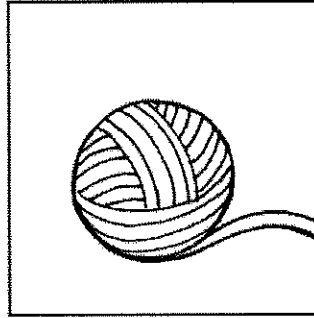
car	yarn	arm	cash	stack	barn
cat	yam	ant	card	star	bath

Read the words in the box. Write the word that names the picture. Then write the word.

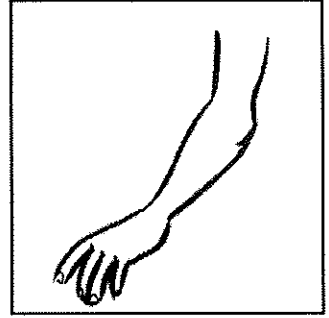
1.




3.




5.




2.



4.



6.




High-Frequency Words

boy	city	four	great
-----	------	------	-------

Read the words in the box. Write the word that completes each sentence.

- 1. Bart is a little _____.
- 2. He lives in a big _____.
- 3. He has _____ fat cats.
- 4. The cats think Bart is _____!



Write a sentence using a high-frequency word.

Spelling Homework

Read each spelling word aloud with your child. Spell it aloud together. Then ask your child to write each spelling word and use it in a sentence.

scar

stall

star

small

far


wall

four

great

Choose a different activity every day to practice this week's spelling words at home with your child.

<p>Magnetic Letters Cut letters out of a magazine or newspaper, and paste them on a piece of colored paper to form each spelling word.</p>	<p>Write it Write the word with dotted lines, and then trace the dots with a different color.</p>	<p>Flashlight writing Turn out the lights. Use a flashlight to spell each word on the wall.</p>	<p>Circle the Word Work with your child to write a sentence for each word on a sheet of paper and circle the spelling words.</p>	<p>Remember the word Turn the paper over and write the word from memory.</p>
---	--	--	---	---



Grade 1 Unit 4 Module 4 Practice Pages for Math at Home

© 2020 The Math Learning Center | mathlearningcenter.org

The Math Learning Center grants permission to learners, families, and educators to reproduce these documents in appropriate quantities for educational use. While you may link to these resources, any other redistribution requires written permission.













NAME _____

DATE _____



Penguin Problems page 1 of 2

1 Find the difference for each problem below.



2 Fill in the missing number.

$$\underline{\quad\quad} - 7 = 3$$

$$10 - \underline{\quad\quad} = 6$$

$$10 - \underline{\quad\quad} = 2$$

$$\underline{\quad\quad} - 4 = 6$$

$$10 - \underline{\quad\quad} = 1$$

$$10 - \underline{\quad\quad} = 5$$

$$\underline{\quad\quad} - 8 = 2$$

$$10 - \underline{\quad\quad} = 0$$

$$10 - \underline{\quad\quad} = 10$$

$$10 - \underline{\quad\quad} = 3$$

$$10 - \underline{\quad\quad} = 4$$

$$10 - \underline{\quad\quad} = 7$$



(continued on next page)

NAME _____



DATE _____

Penguin Problems page 2 of 2

3 Use pictures, numbers, and words to show how you solve each problem.

- a** There are 8 penguins  on the rocks.
There are 5 penguins in the water. 
How many more penguins are there on the rocks than in the water?

There are _____ more penguins on the rocks than in the water.

- b** **CHALLENGE** There are 14 penguins on the rocks. 
Half as many are swimming. 
How many are in the water? How many in all?

There are _____ penguins in the water.

There are _____ penguins in all.

NAME _____

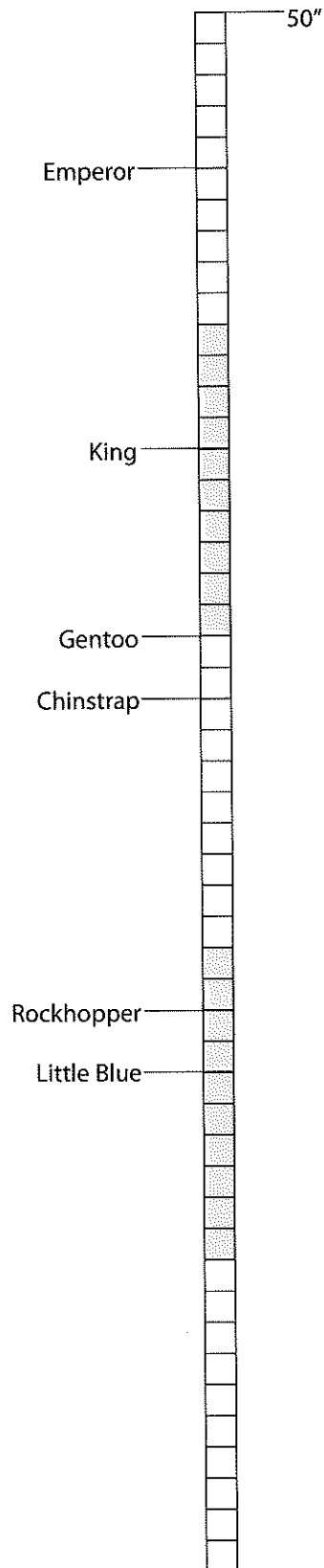
DATE _____



Using Tens to Count, Add & Subtract page 1 of 2

Each square represents 1 inch.

- 1 Figure out how many inches tall each penguin is. Write the number of inches on the line beside each penguin's name.
- 2 How much taller is the emperor penguin than the gentoo penguin? Show how you figured it out.



- 3 **CHALLENGE** How much taller are you than the gentoo penguin? Show how you figured it out.

(continued on next page)

NAME _____

DATE _____

Using Tens to Count, Add & Subtract page 2 of 2

Use the Hundreds Grid to help you find the sums and differences below:

1	2	3	4	5	6	7	8	9	10
11	12	13	14	15	16	17	18	19	20
21	22	23	24	25	26	27	28	29	30
31	32	33	34	35	36	37	38	39	40
41	42	43	44	45	46	47	48	49	50
51	52	53	54	55	56	57	58	59	60
61	62	63	64	65	66	67	68	69	70
71	72	73	74	75	76	77	78	79	80
81	82	83	84	85	86	87	88	89	90
91	92	93	94	95	96	97	98	99	100

4 Add.

$63 + 10 = \underline{\hspace{2cm}}$

$17 + 10 = \underline{\hspace{2cm}}$

$36 + 10 = \underline{\hspace{2cm}}$

$10 + 25 = \underline{\hspace{2cm}}$

$74 + 10 = \underline{\hspace{2cm}}$

$10 + 38 = \underline{\hspace{2cm}}$

5 Subtract.

$41 - 10 = \underline{\hspace{2cm}}$

$85 - 10 = \underline{\hspace{2cm}}$

$25 - 10 = \underline{\hspace{2cm}}$

$97 - 10 = \underline{\hspace{2cm}}$

$52 - 10 = \underline{\hspace{2cm}}$

$31 - 10 = \underline{\hspace{2cm}}$


NAME _____

DATE _____



Today Is...

Trace the numbers. Then fill in the Calendar Grid.




Today is

--	--	--

Show today's day of the month in tally marks.

Sunday	Monday	Tuesday	Wednesday	Thursday	Friday	Saturday



Cut out the coin boxes below and glue them in the box to show today's date.



Answer Keys













NAME _____

DATE _____



Penguin Problems page 1 of 2

1 Find the difference for each problem below.



2 Fill in the missing number.

$10 - 7 = 3$

$10 - 4 = 6$

$10 - 8 = 2$

$10 - 4 = 6$

$10 - 9 = 1$

$10 - 5 = 5$

$10 - 8 = 2$

$10 - 10 = 0$

$10 - 0 = 10$

$10 - 7 = 3$



$10 - 6 = 4$

$10 - 3 = 7$



(continued on next page)

NAME _____

| DATE _____

Penguin Problems page 2 of 2**3** Use pictures, numbers, and words to show how you solve each problem.**a** There are 8 penguins  on the rocks.There are 5 penguins in the water. 

How many more penguins are there on the rocks than in the water?

Student work will vary.There are 3 more penguins on the rocks than in the water.**b** **CHALLENGE** There are 14 penguins on the rocks. Half as many are swimming. 

How many are in the water? How many in all?

Student work will vary.There are 7 penguins in the water.There are 21 penguins in all.

NAME _____

DATE _____

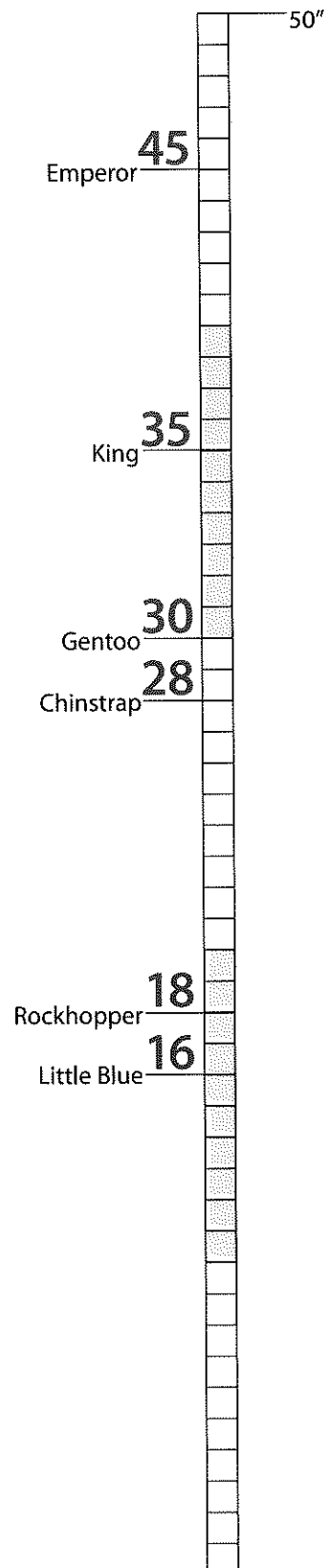


Using Tens to Count, Add & Subtract page 1 of 2

Each square represents 1 inch.

- Figure out how many inches tall each penguin is. Write the number of inches on the line beside each penguin's name.
- How much taller is the emperor penguin than the gentoo penguin? Show how you figured it out.

15 inches taller.
Student work will vary.



- CHALLENGE** How much taller are you than the gentoo penguin? Show how you figured it out.

Student work will vary,
and answers will depend on the
student's height (or what they
report to be their height).

(continued on next page)

NAME _____

DATE _____

Using Tens to Count, Add & Subtract page 2 of 2

Use the Hundreds Grid to help you find the sums and differences below:

1	2	3	4	5	6	7	8	9	10
11	12	13	14	15	16	17	18	19	20
21	22	23	24	25	26	27	28	29	30
31	32	33	34	35	36	37	38	39	40
41	42	43	44	45	46	47	48	49	50
51	52	53	54	55	56	57	58	59	60
61	62	63	64	65	66	67	68	69	70
71	72	73	74	75	76	77	78	79	80
81	82	83	84	85	86	87	88	89	90
91	92	93	94	95	96	97	98	99	100

4 Add.

$63 + 10 = \underline{73}$ $17 + 10 = \underline{27}$ $36 + 10 = \underline{46}$

$10 + 25 = \underline{35}$ $74 + 10 = \underline{84}$ $10 + 38 = \underline{48}$

5 Subtract.

$41 - 10 = \underline{31}$ $85 - 10 = \underline{75}$ $25 - 10 = \underline{15}$

$97 - 10 = \underline{87}$ $52 - 10 = \underline{42}$ $31 - 10 = \underline{21}$


NAME _____

DATE _____



Today Is...

Trace the numbers. Then fill in the Calendar Grid.




Today is

--	--	--

Show today's day of the month in tally marks.

Sunday	Monday	Tuesday	Wednesday	Thursday	Friday	Saturday



Cut out the coin boxes below and glue them in the box to show today's date.





Dear Families,

Hello, I hope everyone had a safe and happy Memorial Day Weekend. We are in the home stretch to the end of this school year. Although I'm tired of talking about it; this situation stays present and sometimes can consume too MUCH of our minds. For the lesson this week, take a moment for you and your child to do some mindful breathing.

MINDFULNESS: *"Mindfulness is awareness that arises through paying attention, on purpose, in the present moment, non-judgmentally with a spirit of kindness and compassion."* - Jon Kabat-Zinn

What Mindfulness is NOT...


NOT a religion, NOT having a blank mind, NOT about being instantly happy

For young children, being mindful or practicing mindful breathing can ...

1. Create calmness,
2. Increase focus,
3. Reduce stress/anxiety

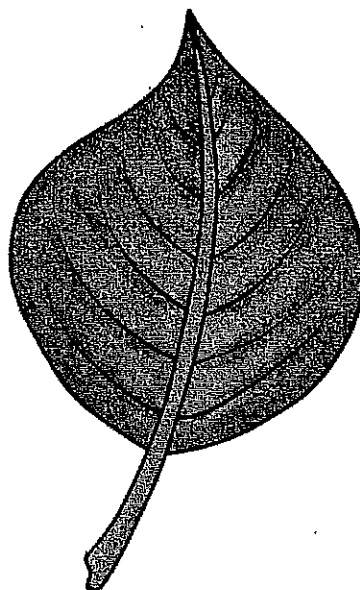
*Start by finding a quiet place, sit still and close your eyes then follow the following way to breath, in like smelling a flower, out like blowing a leaf.

*Focus only on your breathing, repeat five times, open your eyes and LIVE.



BREATHE IN

Pretend you
are smelling a
flower.



**BREATHE
OUT**

Pretend you
are blowing a
leaf.

May 26, 2020

Hi Kids and Families,

I hope you are all doing well and miss you so much! Thank you for sharing your projects and learning with me on our Face book page or through e-mail. You are doing a great job keeping your learning going! It's important!

This week we are going to learn about bees and other flying insects!

Watch the Mystery Science lesson about how bees make honey here:

<https://mysteryscience.com/mini-lessons/honey-bees?code=3ee5cb56350ac2c1b71060bcacf0d52a>

Then watch Bill Nye the Science guy teach you about bees and other insects here:

<https://www.billnye.com/the-science-guy/insects>

Creative Expressions

I want you to draw a picture of a bee. You can draw it however you want. Show me where it lives. I hope you include flowers or a hive in your picture. Details are important! If you need help getting started, watch this:

https://www.youtube.com/watch?v=6bY8v7u_VJU

Don't forget to leave the world just a little bit better! I love and miss you all - and can't wait to be together with you again!

Miss Jones 😊

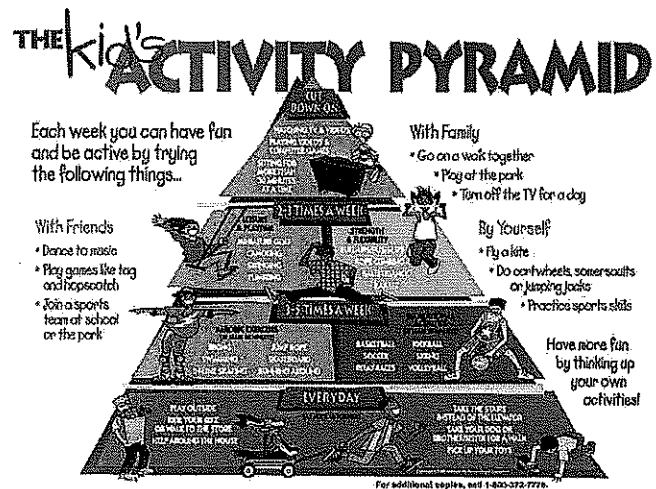
Weston Fitness Zoom Session with Mr. Johnson

When: May 26th, 2020
at 1:00 PM

Meeting ID: 458 110
0633

Password: 174055

Join Mr. Johnson for a fun fitness activity. Please have your screen muted until the end of the workout so everyone can hear and see Mr. Johnson! Can't wait to see the Weston students.



DK-1st Music Lesson: Week of May 25

Hello Weston Wonders!

I would love to hear from you! If you can, please send a short message, picture, or video of you doing an activity. Send to:

cshetron@kearsleyschools.org

Let's Rhyme and Jump Rope!

Practice saying and learning the rhyme to the beat, then say the rhyme while jumping to the beat.

Bubble Gum

Bubble gum, bubble gum, chew and blow,
Bubble gum, bubble gum, scrape your toe,
Bubble gum, bubble gum, tastes so sweet,
Get that bubble gum off your feet!

Down by the Riverside

Down by the riverside the green grass grows,
Where someone walks, some tiptoe.
She sings, she sings so sweet,
She calls over to someone across the street.
Tea cakes, pancakes, everything you see,
Meet me at the park at half past three!

If you have access to the internet, watch this video:

https://www.youtube.com/watch?list=RDCMUCTfXYIfOhduKD7Mo90_oKDA&v=AF6tasHTW-8&feature=emb_rel_end

Have fun!

Mrs. Shetron